

# ADULTS 1

## HELLO EVERYONE!

Debido a las circunstancias de público conocimiento, trabajaremos juntos en un breve repaso basado en la fotocopia de introducción, llamada '**Welcome!**' que ustedes ya tienen. También estarán incluidos los audios necesarios para completar las actividades y las respuestas de las mismas para que ustedes se autocorrijan. Encontrarán además links para practicar de forma online.

Recuerden que pueden resolver sus dudas de vocabulario con la aplicación diccionario *Wordreference* o cualquier otro diccionario online (<https://www.wordreference.com/>, <https://dictionary.cambridge.org/es/diccionario/ingles-espanol/>)

Si lo requieren, les dejo mi mail para cualquier consulta: [misscultura@gmail.com](mailto:misscultura@gmail.com)

Stay safe! Take care of yourselves, your loved ones and our community!!





Welcome!

d Say these colours and spell the words.



e Write two words you know in English. Say the word and ask your partner to spell it.

f Listen to Conversation 4 and complete the name and address.

Mike K _____
_____ King's Road
A _____

g Work in pairs. Student A, tell Student B:  
– your first and last name – your address.

Student B, ask Student A to spell their name and address. Write the information down. Then swap roles.

How do you spell your ... ?

#### 4 THE ALPHABET

a Listen to the letters of the alphabet and say them.



b Pronunciation Which letters have:

- the same long sound as **see** /i:/
- the same long sound as **day** /eɪ/
- the same short sound as **egg** /e/

c Test a partner. Student A, point to a letter. Student B, say the letter.

#### 5 POSSESSIVE ADJECTIVES

a Read and listen to Conversation 5. Underline the correct answer.

A This is a nice photo. This is *my* / *your* wife and *his* / *her* brother.

B Oh yes. Is that *our* / *your* flat?

A Yes, that's *our* / *their* flat in London.

B Mm, it's very nice.

b Complete the table.

our    their    her    his

I live here.	This is <u>my</u> flat.
Do you live here?	Is this <u>your</u> flat?
He lives here.	This is _____ flat.
She lives here.	This is _____ flat.
We live here.	This is _____ flat.
They live here.	This is _____ flat.

c Complete the sentences with a word from the table in 5b.

- This is my brother. \_\_\_\_\_ name is George.
- Jenny and Phil are old friends and that's \_\_\_\_\_ old car.
- That's a good photo of you. And is that \_\_\_\_\_ daughter?
- In this photo, we're on holiday with \_\_\_\_\_ friends Sue and Bill.
- I know that girl in the photo. What's \_\_\_\_\_ name?

## 6 CLASSROOM OBJECTS











**a** Match objects 1–10 with a–j in the picture.

- |                       |                        |
|-----------------------|------------------------|
| 1 a <u>notebook</u>   | 6 a <u>cupboard</u>    |
| 2 a <u>dictionary</u> | 7 a <u>desk</u>        |
| 3 a <u>projector</u>  | 8 a <u>whiteboard</u>  |
| 4 a <u>question</u>   | 9 an <u>answer</u>     |
| 5 a <u>pen</u>        | 10 a <u>coursebook</u> |

**b** **C19 Pronunciation** Notice the stressed syllable in the words in 6a. Listen, then practise saying the words.

**c** When do we use *an*? Choose the correct answer.  
a before *a, e, i, o, u*      b before other letters

**d** Write *a* or *an* next to each word.

- |   |   |  |
|---|---|--|
| ①  _____ book      | ②  _____ apple | ③  _____ camera |
| ④  _____ glass     | ⑤  _____ egg   | ⑥  _____ baby   |
| ⑦  _____ ice cream | ⑧  _____ box   |  |

**e** Choose one of the words from 6a or 6d. Other students ask questions to guess the word.

Is it big?

No.

Is it white?

No.

**f** Look at how words change in the plural. Complete the rules.

Singular → Plural	Rule
a pen → pens	Most words add _____ in the plural.
a baby → babies	Change a final <i>-y</i> to _____ and add _____.
a glass → glasses	If a word ends in <i>-s, -x, -sh</i> or <i>-ch</i> , we add _____.

## 7 CLASSROOM INSTRUCTIONS

**a** **C110** Listen and do what the teacher says. Then listen again. Which verbs do you hear each time?  
open close look at read turn to write ask work

**b** **C111** Underline the correct words. Listen and check.

- What's / Who's* this? An apple or an orange?
- When's / Where's* Tokyo?
- How / What* do you say this word?
- Who's / When's* the president?
- When's / What's* your English lesson?

**c** Match questions 1–4 with answers a–d.

- |                              |                                    |
|------------------------------|------------------------------------|
| 1 What's 'amigo' in English? | a It's a boat for cars and people. |
| 2 How do you spell 'night'?  | b 'Pee-pl'.                        |
| 3 What's a 'ferry'?          | c Friend.                          |
| 4 How do you say this word?  | d N-I-G-H-T.                       |

**d** Write a question like questions 1–4 in 7c. Then ask other students your question.

A) Let's do exercise 2a ('Saying Hello')

B) Now, let's do exercise 2d

C) **DO YOU REMEMBER NUMBERS?** Just in case, here is a video with some help:

<https://www.youtube.com/watch?v=dNP6L6y7ZEM>.

Let's complete exercise 3a.

D) Now, let's do exercise 3b and c

E) Now, it's time to practice the ALPHABET. Listen and do exercise 4a.

\* Try to do exercise b

\* Try to practice spelling your name

F) Now, it's time to revise the COLOURS. Can you write the name of the colours in exercise d?



\* What's your favourite colour?

G) To round up, it's time to do exercise f.

H) Turn around the page. In exercise 6, we'll revise Classroom Objects and Classroom Language. Using a dictionary, complete activity 6a.

I) Now, it's time for activity c.

J) About to finish!! Let's do exercise 7a. Underline or circle the verbs you hear.

K) Do exercise b, please.

L) And now, it's time to do exercise c.



# CLASSROOM OBJECTS



desk



chair



books



notebooks



pencil case



backpack



scissors



compass



pins



clips



pencils



coloured pens (U.K.) /  
colored pens (U.S.)



pencil sharpener



stapler



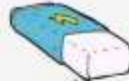
calculator



ballpoints



highlighter



rubber (U.K.) /  
eraser (U.S.)



scotch tape



paint



palette



paintbrushes



protractor



set square



glue



beaker



flask



test tubes



funnel



binders



computer



papers



file holder



map



magnifying glass



clock



blackboard



globe

## ANSWERS

### **Answers**

- 1 Hello. I'm Tony, and this is my wife, Joanna.
- 2 Hello. Nice to meet you. I'm Pierre.
- 3 Hello, Pierre. Nice to meet you.

2a.

### **Answers**

- 1 How
- 2 fine
- 3 thanks

2d.

### **Answers (For audioscript, see Conversation 3 p.20)**

2 coffees	€6
2 ice creams	€7
TOTAL	€13

They pay €15.

3a.

### **Answers**

- 30
- 15
- 60
- 70
- 12

3b.

### **Answers**

- 25 = twenty-five  
61 = sixty-one  
110 = a hundred and ten

3c.

### **Answers**

- 1 C, D, E, G, P, T, V
- 2 J, K
- 3 L, M, N, S, X, Z

4b.

### **Answers**

- (from left to right) top: red, grey, blue, green, black  
bottom: pink, brown, orange, yellow, white

4d.

## Answers

Mike Kato  
10 King's Road  
Ashley

4f.

6a. 1. G 2. H 3. A 4. C 5. F 6. D 7. J 8. B 9. E 10. I

6c. 1. A 2. AN 3. A 4. A 5. AN 6. A 7. AN 8. A

7a. OPEN- READ – TURN TO – LOOK AT – CLOSE – WRITE – WORK – ASK

7b. 1. WHAT'S 2. WHERE'S 3. HOW 4. WHO'S 5. WHEN'S

7c. 1. C 2. D 3. A 4. B

### **EXTRA PRACTICE**

[https://www.liveworksheets.com/worksheets/en/English as a Second Language \(ESL\)/Alphabet/The alphabet dq16836vk](https://www.liveworksheets.com/worksheets/en/English_as_a_Second_Language_(ESL)/Alphabet/The_alphabet_dq16836vk)

[https://www.liveworksheets.com/worksheets/en/English as a Second Language \(ESL\)/Alphabet/Abcdefghi listening fr15804dn](https://www.liveworksheets.com/worksheets/en/English_as_a_Second_Language_(ESL)/Alphabet/Abcdefghi_listening_fr15804dn)

[https://es.liveworksheets.com/worksheets/en/English as a Second Language \(ESL\)/Greetings and farewells/Greetings kk1717tc](https://es.liveworksheets.com/worksheets/en/English_as_a_Second_Language_(ESL)/Greetings_and_farewells/Greetings_kk1717tc)

[https://es.liveworksheets.com/worksheets/en/English as a Second Language \(ESL\)/Greetings and farewells/Greetings and farewells qt14354ps](https://es.liveworksheets.com/worksheets/en/English_as_a_Second_Language_(ESL)/Greetings_and_farewells/Greetings_and_farewells_qt14354ps)

[https://www.liveworksheets.com/worksheets/en/English as a Second Language \(ESL\)/Numbers/NUMBERS \(1 TO 100\) id1390eh](https://www.liveworksheets.com/worksheets/en/English_as_a_Second_Language_(ESL)/Numbers/NUMBERS_(1_TO_100)_id1390eh)

[https://es.liveworksheets.com/worksheets/en/English as a Second Language \(ESL\)/Numbers/Numbers rc11795ga](https://es.liveworksheets.com/worksheets/en/English_as_a_Second_Language_(ESL)/Numbers/Numbers_rc11795ga)