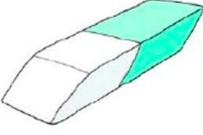

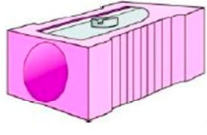





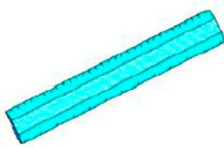

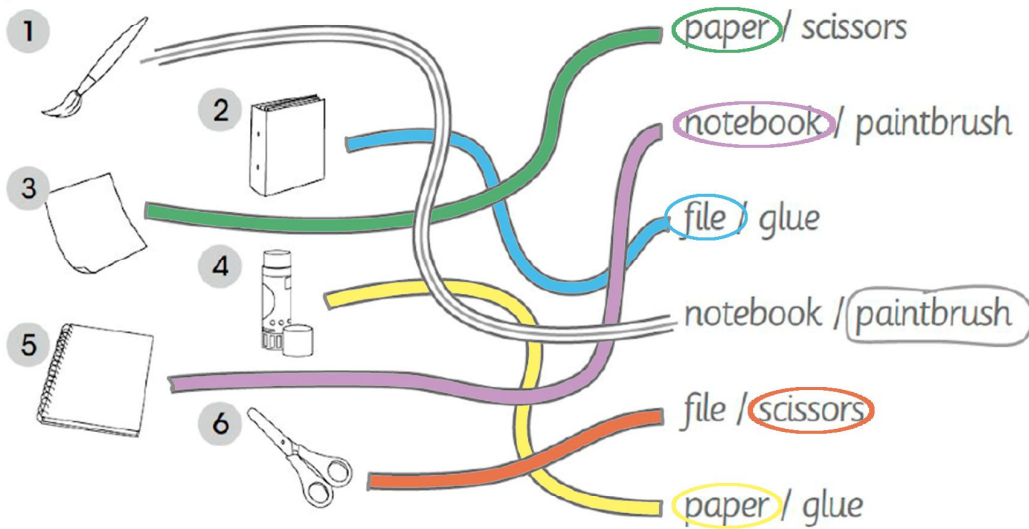


SCHOOL OBJECTS ANSWERS

1. Write the word under the pictures.

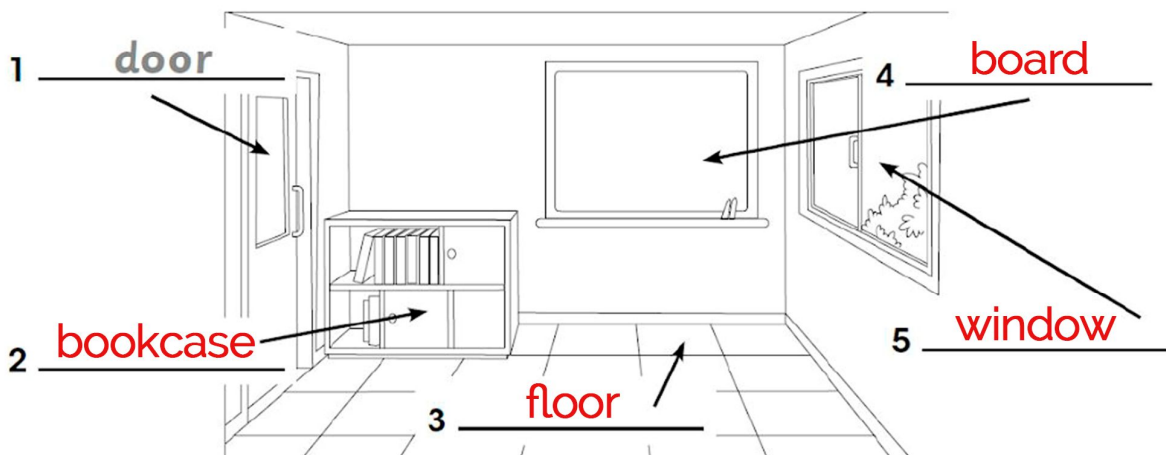
pencil case	sharpener	pen	calculator	scissors
crayons	ruler	pencil	eraser	glue
				
eraser	pencil case	sharpener	pencil	pen
				
calculator	glue	scissors	ruler	crayons

2. Follow, read and circle.



3. Write

window bookcase door floor board



4. Design a pencil case! Draw the things that you keep in your pencil case, then write about it.



This is my pencil case. It's purple, yellow and orange. I have got a ruler, a pen, a
pencil, a sharpener, an eraser, three crayons, glue and scissors.