

Miramos el libro "Pupil's book" y escribimos:

Pupil's book Look at page 6 Who are these ? Complete using the NAMES.



1. He is.....
2. She is .....
3. ....
4. ....
5. It is .....

Miramos y aprendemos:

Look:



It : for things and animals

Recordamos los colores:

Look and learn.

	Red		Brown
	Blue		Black
	Green		White
	Yellow		Purple
	Orange		Grey
	Pink		


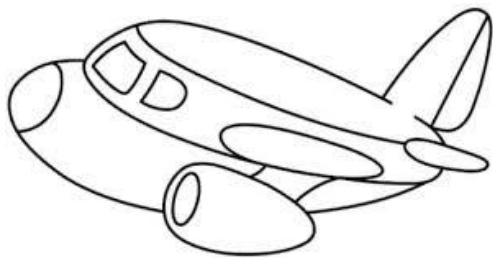



Los escribimos:

Let's write the words under the puzzle pieces.

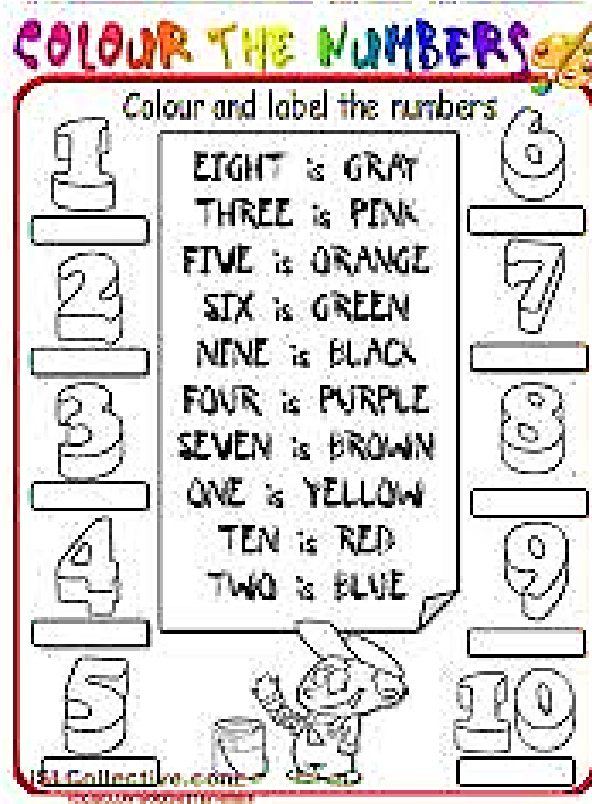
**COLOURS VOCABULARY MATCHING WORKSHEET**  
 Choose the correct words from the list below and write them under the correct pictures

<ul style="list-style-type: none"> <li>• blue</li> <li>• white</li> <li>• black</li> <li>• red</li> </ul>	<ul style="list-style-type: none"> <li>• brown</li> <li>• purple</li> <li>• pink</li> <li>• green</li> </ul>	<ul style="list-style-type: none"> <li>• orange</li> <li>• grey</li> <li>• yellow</li> <li>• navy</li> </ul>

Write and colour.



Write and learn.



How many? Colour.

Four blue glue sticks

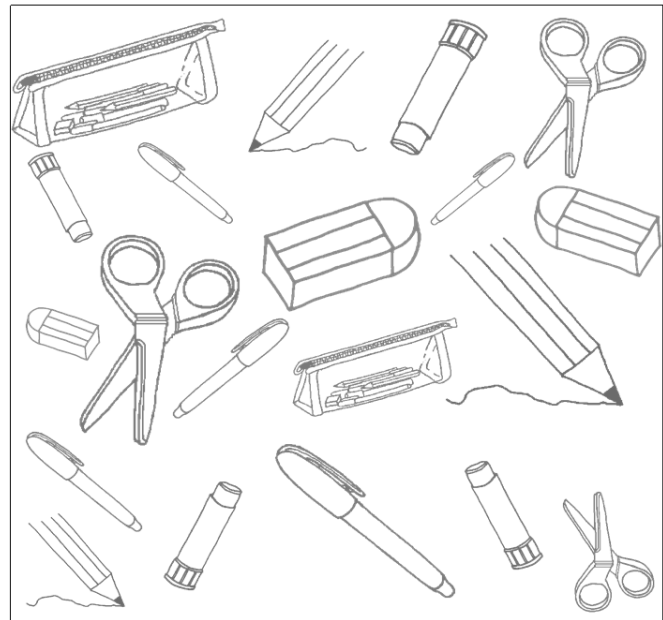
.....







.....

.....

.....

.....



 blue	<b>4</b>	 pink		orange
 yellow		 green		red